



Children Dhul Hijjah 2018 – Ages 7 to 10

Quranic Nurturing Program – The Young Ponderer

برنامج التربية القرآنية - المتدبر الصغير

Teacher Manual

Contents

Page



Teacher Guidelines

4

Teacher Guidelines

Matters to consider before teaching

Matters to consider while teaching

Sample Teacher's Weekly Report



Children Dhul Hijjah Program

9

Study Topics Overview

Classroom Rules

Daily Schedule for One Week Course



Lessons – Iman (الإيمان)

22

Introduction

Surah Al 'Ala (سورة الأعلى) – Ayah by Ayah Breakdown

Observation (الملاحظة)

Tafsir (التفسير)

Taddabur (التدبر)



Surah Al ‘Ala (سورة الأعلى)

Recite (التلاوة)

Tajweed (التجويد)

Memorize (الحفظ)

Homework



Teacher Guidelines

توجيهات للمعلمات

Teacher Guidelines

توجيهات للمعلمات

Our goal is Allah's pleasure and His paradise.

هدفنا رضا الله والجنة.

O Allah help us to remember You, be grateful to You and worship You in excellence (with ihsaan). (اللهم أعنا على ذكرك وشكرك وحسن عبادتك).

وعن ابن عمر رضي الله عنهما عن النبي صلى الله عليه وسلم قال: " كلكم راعٍ، وكلكم مسئول عن رعيته، (والأُمير راعٍ، والرجل راعٍ على أهل بيته؛ والمرأة راعية على بيت زوجها وولده، فكلكم راعٍ، وكلكم مسئول عن رعيته" (Ibn 'Umar (May Allah be pleased with them) reported: The Prophet (ﷺ) said, "All of you are guardians and are responsible for your subjects. The ruler is a guardian of his subjects, the man is a guardian of his family, the woman is a guardian and is responsible for her husband's house and his offspring; and so all of you are guardians and are responsible for your subjects.") – Riyadh As Saliheen, Al Bukhari & Muslim, Book 1, Hadith 283

Allah has opened a great door of worship to teach children. As a teacher we are accountable for what we teach the children and our goal is to teach what is pleasing to Allah which is according to the Quran and the Sunnah.

تعليم الصغار عن الله ودينه من أعظم أبواب الطاعة الذي فُتح لنا كمعلمات وامتطوعات. فعلى أن نتذكر أننا محاسبون على كل ما نعلم. هدفنا جميعا يجب أن يكون رضا الله تعالى باتباع منهج السلف الصالح وهو اتباع القرآن والسنة.

Teaching about Allah, His religion and the unseen are a great amanah. It is important to teach the children to both love and magnify Allah, and to magnify the pillars of faith such as the angels, books, messengers, Last Day and decree.

العلم عن الله ودينه والغيبات أمانة عظيمة. نحن هنا كي نزرع في قلوب هؤلاء الصغار محبة الله وتعظيمه، ومحبة الدين وأركان الإيمان (كالإيمان بالملائكة، والكتب والرسول واليوم الآخر) وتعظيمها.

When using teaching resources and methods, it is important to maintain the magnification of Allah and His Words, The Quran.

لزوم تعظيم الله وكلامه عند استخدام مصادر وطرق التعليم.

Matters to Consider before Teaching (من الأمور المهمة قبل التعليم):

- Renew the intention and make the heart present that it's being done for Allah.
استحضر النية لله تعالى
- Hope for the reward from Allah.
احتسب الأجر والثوبة من الله

Hadith: " مَنْ دَعَا إِلَى هُدًى كَانَ لَهُ مِنَ الْأَجْرِ مِثْلُ أُجُورِ مَنْ تَبِعَهُ لَا يَنْقُصُ (Abu Huraira reported Allah's Messenger (ﷺ) as saying: He who called (people) to righteousness, there would be reward (assured) for him like the rewards of those who adhered to it, without their rewards being diminished in any respect.) - Sahih Muslim 2674

- Ask Allah for the tawfeeq and success in what you're doing.
اطلب التوفيق من الله

Surah Hud 88: (وَمَا تَوْفِيقِي إِلَّا بِاللَّهِ عَلَيْهِ تَوَكَّلْتُ وَإِلَيْهِ أُنِيبُ) (And my guidance cannot come except from Allah, in Him I trust and unto Him I repent)

- Adorn yourself with praiseworthy morals such as being fair with the students, humble, patient, gentle, do not get angry, and be tranquil.
تَحَلَّ بِالْأَخْلَاقِ الْحَمِيدَةِ. فكن عادلاً مع طلابك - متواضعاً - صبوراً - رقيقاً - لا تغضب ولا تنتقم لنفسك، وتجمل بالسكينة والوقار.
- Plant important concepts such as honesty, truthfulness, being fair, good morals, sharing, and moderation in everything.
اغرس القيم الطيبة كالأمانة - والصدق والعدل - وحسن الخلق - والتعاون والوسطية
- Make your voice clear, do not scream at the children, and adorn your words with praise at times, or make dua for them, smile and reward them when good.
عزز كلامك بالكلمة الطيبة. عزز كلامك بالثناء والمدح أحياناً، أو بالدعاء والبسمة وبالمكافأة.
- Prepare the student to receive the knowledge by ensuring all are quiet so that they pay attention to the lesson.
هيئ الطالب لاستقبال العلم. يحاول المعلم استنصات الطلاب؛ أي: يهدؤون تماماً قبل بدء الحصة؛ حتى يجذب انتباههم للدرس.

Matters to Consider while Teaching (من الأمور المهمة أثناء التدريس):

- Encourage children to not speak when the Quran is recited but to listen carefully.
▪ تشجيعهم على الاستماع والتنصت وعدم الانشغال عند قراءة القرآن.
- Encourage children to say ‘assalam alaykum’ (السلام عليكم) and ‘jazaka Allah khair’ (جزاك الله خير) to each other.
▪ تشجيعهم على تحية الإسلام (السلام عليكم ورحمة الله وبركاته) عند مقابلة مسلمين وشكرهم بقول جزاكم الله خيرا.
- Encourage children to always say ‘Bism Allah’ (بسم الله) before eating and drinking. To eat and drink with their right hand. To say ‘Alhamdulillah’ (الحمد لله) after eating and drinking.
▪ تشجيع الصغار على قول بسم الله عند البدء بالطعام والشراب والحمد لله عند الانتهاء منها. والأكل باليد اليمنى.
- Encourage children to say (ﷺ) after the Prophet’s name is mentioned
▪ تشجيع الصغار على الصلاة على النبي صلى الله عليه وسلم عند ذكر اسمه في حضورهم.
- Avoid explaining attributes or actions of Allah with gestures. For example, Allah has Hands and Eyes, do not show your hands or point to your eyes as a way of explanation. It is important to tell the children ‘Allah has Hands but it is not like ours, we cannot imagine how’. We cannot imagine how Allah looks, Exalted is He. It’s important to push away these thoughts and say (أعوذ بالله من الشيطان الرجيم) and (أستغفر الله). These thoughts are from the shaitan.
▪ عدم تمثيل أفعال الله وصفاته. مثلا عدم الإشارة الى أعضاء الجسد عند شرح عين الله وساق الله. من المهم شرح صفات الله وأفعاله ولكن الله تعالى ليس كمثله شيء، عين الله ليس كعين أحد، سمع الله ليس كسمع أحد. حتى تخيل الله تعالى من الشيطان فعلينا الإستعاذة والاستغفار في حال خُيل لنا ذلك.
- When a child listens then reward them by saying ‘good job, well done, baarak Allah feeki’. When a child doesn’t listen then encourage them to listen and not put them down. Do not use Allah’s name or the Prophet’s to make the children do or not do something, such as ‘Allah will love you when you do your homework, ‘Allah does not like those who don’t listen’. The name of Allah is to be magnified and not used to make the children listen to you.

▪ مكافأة الأطفال عند القيام بعمل جيد. إذا كان الطفل لا يستمع شجعه على الاستماع ولا تهانته.
لا تستخدم اسم الله حتى يفعل شيئاً. يجب تعظيم اسم الله.

▪ Photography or recording of the children is not allowed.

▪ لا يسمح تصوير او تسجيل الاطفال.

May Allah guide us to what He loves and is pleased with. Ameen.

نسأل الله أن يهدينا الى ما يحب ويرضاه. آمين

Sample Weekly Teacher's Report

Name of Teacher.....

Date of Lesson:.....

Lessons taught:.....

.....
.....
.....
.....
.....

Which topics are the children quickly able to learn?.....

.....
.....

Which topics are the children having difficulty in learning?.....

.....
.....

Where do you find most positive interaction with the children?.....

.....
.....

Observations of students.....

.....
.....

What can be improved?.....

.....
.....



Children Dhul Hijjah Program

برنامج
ذو الحجة
للأطفال

Children Dhul Hijjah 2018 – Topics of Study

Quranic Nurturing Program (برنامج التربية القرآنية)

The Young Ponderer (المتدبر الصغير)

عَنْ جُنْدُبِ بْنِ عَبْدِ اللَّهِ، قَالَ كُنَّا مَعَ النَّبِيِّ - صَلَّى اللَّهُ عَلَيْهِ وَسَلَّمَ - وَنَحْنُ فِتْيَانٌ حَزَاوِرَةٌ فَتَعَلَّمْنَا
الإِيمَانَ قَبْلَ أَنْ نَتَعَلَّمَ الْقُرْآنَ ثُمَّ تَعَلَّمْنَا الْقُرْآنَ فَازْدَدْنَا بِهِ إِيمَانًا

It was narrated that Jundub bin 'Abdullah said: We were with the Prophet (ﷺ) and we were strong youths, so we learned faith before we learned Qur'an. Then we learned Qur'an and our faith increased there

Sunan Ibn Majah Book 1, Hadith 64

Learned Faith (تَعَلَّمْنَا الإِيمَانَ)

Learned Quran (تَعَلَّمْنَا الْقُرْآنَ)

Faith increased (فَازْدَدْنَا بِهِ إِيمَانًا)

Good deeds (عمل صالح)

Good manners (حسن الخلق)

Children Dhul Hijjah 2018 – Topics Breakdown

The Young Ponderer (المتدبر الصغير)



Iman (الإيمان)

Before starting anything, the foundation needs to be correct. Through this program, we hope to interact with the Quran from a 'faith' perspective by learning about the names of Allah mentioned in the Surah, Pillars of Faith, commands, characteristics of the people, and to live by the ayat being learned. This includes observing, tafseer and taddabur.



Quran (القرآن)

After learning, understanding and pondering over the ayat, the student becomes more proficient in reciting and memorizing the ayat. The goal is to have the ayat imprinted in the heart and not the mind.



الإيمان (Iman)

- Observation (ملاحظة)
- Tafsir (تفسير)
- Taddabur (تدبر)



القرآن (Quran)

- Recite (تلاوة)
- Tajweed (تجويد)
- Memorize (حفظ)



Iman (الإيمان) – Topics Breakdown






Quran (القرآن) – Topics Breakdown



Recite (تلاوة)

- Listen and recite
- Improve makharij



Tajweed (تجويد)

- Emphasize important tajweed rules in the Surah



Memorize (حفظ)

- Memorize the ayat after learning about them



Classroom Rules قوانين الصف

Classroom Rules



1. Students are not allowed to reserve seats.



2. Students cannot use their mobile phones, iPads or play with their toys while class is ongoing.



3. Students are not allowed to photograph or record the teacher or other students.



4. Students should raise their hands and wait to be called on before speaking.



5. No talking while the teacher is speaking.



Daily Lesson Schedules

جداول يومية
للدرس

Children Dhul Hijjah Program 2018

Daily schedule: The Young Ponderer المتدبر الصغير

Day 1: Sunday

Time	Topic	Lesson	Activity
9:00 – 9:15			Morning Assembly and Exercise
9:15 – 9:45	Iman (Part 1)	Surah Al ‘Ala (سورة الأعلى) – Introduction and Ayah 1	Observation, Tafsir, Taddabur
9:45 – 9:50			Small Break
9:50 – 10:15	Iman (Part 2)	Surah Al ‘Ala (سورة الأعلى) – Ayat 2 to 3	Observation, Tafsir, Taddabur
10:15 – 10:30			Snack Time
10:30 – 11:00	Quran	Surah Al ‘Ala (سورة الأعلى) – Ayat 1 to 3	Recite, Tajweed, Memorize
11:00 – 12:00	Self-Development		

Children Dhul Hijjah Program 2018

Daily schedule: The Young Ponderer المتدبر الصغير

Day 2: Monday

Time	Topic	Lesson	Activity
9:00 – 9:15			Morning Assembly and Exercise
9:15 – 9:45	Iman (Part 1)	Surah Al ‘Ala (سورة الأعلى) – Ayat 4 to 5	Observation, Tafsir, Taddabur
9:45 – 9:50			Small Break
9:50 – 10:15	Iman (Part 2)	Surah Al ‘Ala (سورة الأعلى) – Ayat 6 to 7	Observation, Tafsir, Taddabur
10:15 – 10:30			Snack Time
10:30 – 11:00	Quran	Surah Al ‘Ala (سورة الأعلى) – Ayat 4 to 7	Recite, Tajweed, Memorize
11:00 – 12:00	Self-Development		

Children Dhul Hijjah Program 2018

Daily schedule: The Young Ponderer المتدبر الصغير

Day 3: Tuesday

Time	Topic	Lesson	Activity
9:00 – 9:15			Morning Assembly and Exercise
9:15 – 9:45	Iman (Part 1)	Surah Al ‘Ala (سورة الأعلى) – Ayat 8 to 9	Observation, Tafsir, Taddabur
9:45 – 9:50			Small Break
9:50 – 10:15	Iman (Part 2)	Surah Al ‘Ala (سورة الأعلى) – Ayat 10 to 11	Observation, Tafsir, Taddabur
10:15 – 10:30			Snack Time
10:30 – 11:00	Quran	Surah Al ‘Ala (سورة الأعلى) – Ayat 8 to 11	Recite, Tajweed, Memorize
11:00 – 12:00	Self-Development		

Children Dhul Hijjah Program 2018

Daily schedule: The Young Ponderer المتدبر الصغير

Day 4: Wednesday

Time	Topic	Lesson	Activity
9:00 – 9:15			Morning Assembly and Exercise
9:15 – 9:45	Iman (Part 1)	Surah Al ‘Ala (سورة الأعلى) – Ayat 12 to 13	Observation, Tafsir, Taddabur
9:45 – 9:50			Small Break
9:50 – 10:15	Iman (Part 2)	Surah Al ‘Ala (سورة الأعلى) – Ayat 14 to 15	Observation, Tafsir, Taddabur
10:15 – 10:30			Snack Time
10:30 – 11:00	Quran	Surah Al ‘Ala (سورة الأعلى) – Ayat 12 to 15	Recite, Tajweed, Memorize
11:00 – 12:00	Self-Development		

Children Dhul Hijjah Program 2018

Daily schedule: The Young Ponderer المتدبر الصغير

Day 5: Thursday

Time	Topic	Lesson	Activity
9:00 – 9:15			Morning Assembly and Exercise
9:15 – 9:45	Iman (Part 1)	Surah Al 'Ala (سورة الأعلى) – Ayat 16 to 17	Observation, Tafsir, Taddabur
9:45 – 9:50			Small Break
9:50 – 10:15	Iman (Part 2)	Surah Al 'Ala (سورة الأعلى) – Ayat 18 to 19	Observation, Tafsir, Taddabur
10:15 – 10:30			Snack Time
10:30 – 11:00	Quran	Surah Al 'Ala (سورة الأعلى) – Ayat 16 to 19	Recite, Tajweed, Memorize
11:00 – 12:00	Self-Development		



Lessons - Iman

– الدروس
الإيمان

Introduction

Note to Teacher: Allow the students to write down the information in their notebook. Write on the board in a very simple way. What's in the manual is explanation for the teacher, but do not write everything for the students.

Name of Surah: سورة الأعلى

Order in the Quran: 87th Surah

Number of ayat: 19 ayah

Revealed in: Makkah

Meaning of (الأعلى): One of the names of Allah which means The Most High.

What is special about this Surah? It is one of the (مسيحات) because it begins with (سبح).

Name of Surah: Mentioned once in the first ayah

Note to Teacher: Explain to the student how the word (مسيحات) is similar to (سبح). Explain the meaning of tasbeeh. Allah doesn't make any mistakes, everything He does is good and perfect.

Observation (الملاحظة)

Note to Teacher: Allow the students to listen to the surah at least three times. Before making them listen, inform them to look out for the below. After each recitation, ask them 'Did you hear Allah's name Al 'Ala? Did you hear the name Ar Rabb?'



بِسْمِ اللَّهِ الرَّحْمَنِ الرَّحِيمِ

سَبِّحْ اسْمَ رَبِّكَ الْأَعْلَى ۝ الَّذِي خَلَقَ فَسَوَّى ۝ وَالَّذِي قَدَّرَ فَهَدَى ۝
وَالَّذِي أَخْرَجَ الْمَرْعَى ۝ فَجَعَلَهُ غُثَاءً أَحْوَى ۝ سَنُقَرِّئُكَ
فَلَا تَنْسَى ۝ إِلَّا مَا شَاءَ اللَّهُ إِنَّهُ يَعْلَمُ الْجَهْرَ وَمَا يَخْفَى ۝ وَنَنْسِرُكَ
لِلْيُسْرَى ۝ فَذَكِّرْ إِنْ نَفَعَتِ الذِّكْرَى ۝ سَيَذَكِّرْ مَنْ يَخْشَى ۝
وَيَتَجَنَّبُهَا الْأَتْقَى ۝ الَّذِي يُصَلِّي النَّارَ الْكُبْرَى ۝ ثُمَّ لَا يَمُوتُ
فِيهَا وَلَا يَحْيَى ۝ قَدْ أَفْلَحَ مَنْ تَزَكَّى ۝ وَذَكَرَ اسْمَ رَبِّهِ فَصَلَّى ۝
بَلْ تُؤْثِرُونَ الْحَيَاةَ الدُّنْيَا ۝ وَالْآخِرَةَ خَيْرٌ وَأَبْقَى ۝ إِنَّ
هَذَا لَفِي الصُّحُفِ الْأُولَى ۝ صُحُفِ إِبْرَاهِيمَ وَهُوسَى ۝

Names of Allah:

Ar Rabb (الرب)

Al 'Ala (الأعلى)

Allah (الله)

Note to Teacher: Tell the students the importance of having the names of Allah mentioned. This means we will understand the Surah better when we see which names of Allah are mentioned. So which names were mentioned? Ar Rabb, Al 'Ala, Allah'. Don't you want to know the meaning of these names? Yes.

بِسْمِ اللَّهِ الرَّحْمَنِ الرَّحِيمِ

Tafsir (التفسير)

سَبِّحْ اسْمَ رَبِّكَ الْأَعْلَى

Word	Meaning
سَبِّحْ	Explain meaning of tasbeeh: Allah doesn't make mistakes, everything He does is good and perfect. Does Allah have a father, mother, or children? No. Subhan Allah.
اسْمَ	Name
رَبِّكَ	Your Rabb: this is one of Allah's names – Ar Rabb. Who is Ar Rabb? (See next page)
الْأَعْلَى	The Most High: this is one of Allah's names – Al 'Ala. Who is Al 'Ala? (See next page)

Note to Teacher: Emphasize 'Belief in Allah' is one of the Six Pillars of Iman.

الربّ

Ar Rabb – The Nurturer

Knowledge (علم)

General nurturing for all people:

- Who is taking care of you? (الله الربّ)
- Who is the one Who chose where you will be born, on what day, who your parents will be, who your brother and sister will be, where you will live? (الله الربّ)
- Who is taking care of the entire universe and all the people? (الله الربّ)

Special nurturing for believers and not everyone: You want to be special, right? Believe in Allah. More you believe, more Allah will take care of you in a special way.

- Who is teaching you the Quran? (الله الربّ)
- Who made you Muslim? (الله الربّ)
- Who will take you to Jannah? (الله الربّ)

Action (عمل)

- Be happy that Allah is your Rabb and He's taking care of you.
- When you want something, ask (الله الربّ). Say 'Ya Rabb' take me to jannah.

الأعلى

Al 'Ala – The Most High

Knowledge (علم)

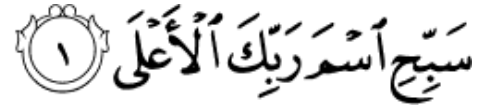
- Where is Allah? Allah is above the 7 skies, He is The Most High (الأعلى), no one is above Him.
- Allah is (الأعلى) The Most High in His knowledge, is anyone smarter than Allah? No.
- Allah is (الأعلى) The Most High in His kindness, is anyone kinder than Allah? No.
- Allah is (الأعلى) The Most High in His strength, is anyone stronger than Allah? No.
- Allah is (الأعلى) The Most High in His seeing, can anyone see better than Allah? No.
- Allah is (الأعلى) The Most High in His hearing, can anyone hear better than Allah? No.

Action (عمل)

- When you know Allah is (الأعلى) The Most High in everything, don't go to someone else, go to Allah. Only Allah is perfect, not the people.
- If you think something is so great, Allah will show you they're not so strong.

Taddabur (التدبر)

So what do we learn from the ayah?



- We should always think good of Allah, not bad. Why? Because He is Ar Rabb and He is Al 'Ala.
- He is Ar Rabb: the One taking care of us in the best way, giving us everything we need.
- He is Al 'Ala: The Most High, no one can be higher or better than Him.
- Do you want someone who always makes mistakes to take care of you? Do you want someone lower than you to take care of you? No.
- Allah is taking care of us in the best way because He's showing us to go to Jennah.

How do we act on the ayah?

- Say (سبحان ربي الأعلى)
- Do what Allah says because He's Ar Rabb and The Most High

Word

Meaning

خَلَقَ

Create, Allah is the One Who created everything, He is Al Khaliq alone and no one else. Who is Al Khaliq? (see next page)

فَسَوَّى

Made is even and balanced. Allah made us beautifully, He gave us two eyes, not one eye. Imagine how we would look with one eye? He gave us two legs, two arms, two arms. Imagine if we didn't have one of these. That's why we need to always thank Allah.

الخالق

Al Khaaliq – The Creator

Knowledge (علم)

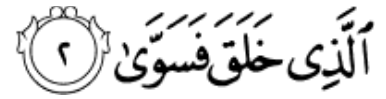
- (من الذي خلقك؟ الله الخالق) / (Who made you? Allah Al Khaaliq)
- Who made the sky and the land? (الله الخالق)
- Who made the night and day? (الله الخالق)
- Who made the sun and moon? (الله الخالق)
- Who made the mountains and seas? (الله الخالق)
- Who made the animals and birds? (الله الخالق)
- Who made the fruits and vegetables? (الله الخالق)
- Who made everything? (الله الخالق)
- Who made some things tall, some things short, some things strong and some things weak? (الله الخالق)
- Who made some things red, some things blue, some things orange, some things yellow? (الله الخالق)

Action (عمل)

- Allah made us in order to do what He tells us.
- Know how great is Allah because He made everything.

Taddabur (التدبر)

So what do we learn from the ayah?



- Allah created us and gave us the best shape so that we do what we're supposed to do. To worship Him.
- He gave us a heart, two eyes and two ears so that we use them to do good, not bad.

How do we act on the ayah?

- Use your ears for good, listen to the Quran, listen to your parents.
- Use your eyes for good, read the Quran, look at the beautiful sky, don't look at bad things.

Word

Meaning

قَدَّرَ

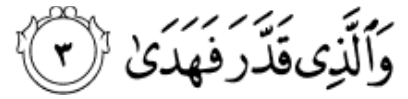
Measured. Allah measured everything and made it just right and perfect. Before anything happens, Allah already knows about it, subhan Allah. Remember tasbeeh in the beginning of the surah.

فَهَدَىٰ

Then showed us the way. Allah will show us the way to do what's written for us. For example, if it's written for you that you will eat after ten minutes, then Allah will bring someone after ten minutes exactly to give you food.

Taddabur (التدبر)

So what do we learn from the ayah?



- Allah has made everything perfectly and everything happens in the way it's supposed to be. Subhan Allah.

Note to Teacher: Emphasize 'Belief in the Decree – good and bad' is one of the Six Pillars of Iman.

- Allah is showing us the way to what's good for us in this life and the next.

How do we act on the ayah?

- Ask Allah to guide us to the Straight Path.
- Ask Allah to show us the way to Jannah.

Tafsir (التفسير)

وَالَّذِي أَخْرَجَ الْمَرْعَىٰ

Word	Meaning
أَخْرَجَ	To bring out
الْمَرْعَىٰ	The place where the cows and sheep eat their food. Like a green field.

Taddabur (التدبر)

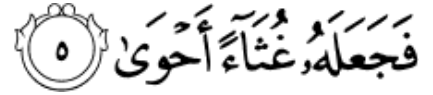
So what do we learn from the ayah?

- Allah is taking care of everyone, even the animals. How? He brings down the rain, then the fields and gardens grow, then the animals can eat. Can anyone bring down the rain? No, only Allah.

How do we act on the ayah?

- Only Allah can bring things out, so ask Him if you want something.

Tafsir (التفسير)



Word	Meaning
فَجَعَلَهُ	And then makes it
غُثَاءً	Dry
أَحْوَى	Dark

Taddabur (التدبر)

So what do we learn from the ayah?

- Then the green field will become dry and dark. Give example of bouquet of flowers or fruits. What happens after some time? It becomes dry and loses its color. It becomes darker, give example of banana when it rots.
- Allah is telling us this life is the same. This life will not stay forever, but where will it be forever? In the next life.

How do we act on the ayah?

- Don't get attached to something that will go away. Who will only stay? Allah.
- Make your goal for Allah to be happy with you and to go to Jannah. Which is better, to get a toy or go to Jannah?

Tafsir (التفسير)

سُنِّقِرُّكَ فَلَآ تَنْسَى ٦

Word	Meaning
سُنِّقِرُّكَ	We will make you read
فَلَآ	Not
تَنْسَى	Forget

Taddabur (التدبر)

So what do we learn from the ayah?

- Only Allah can make us read and write. Do you remember which name of Allah is the One Who's teaching us everything? Allah Ar Rabb.

How do we act on the ayah?

- If you want to learn something, ask Allah.
- If you forget something, ask Allah to remind you.
- If you want to memorize the Quran, ask Allah to help you.

Tafsir (التفسير)

إِلَّا مَا شَاءَ اللَّهُ إِنَّهُ يَعْلَمُ الْجَهْرَ وَمَا يَخْفَى

Word	Meaning
مَا شَاءَ اللَّهُ	Whatever Allah wills (wants). Who is Allah? (see next page)
يَعْلَمُ	Knows. Allah is Al 'Aleem – The All-Knowing. Who is He? (see next page)
الْجَهْرَ	Open
يَخْفَى	Hidden

الله Allah

Knowledge (علم)

- (من ربك؟ ربي الله) – this is to be repeated to the children.
- (أين الله؟ الله فوق السماء) – this is to be repeated to the children.
- Who is Allah? Allah is One, Allah is Kind, Allah made everything, Allah sees everything, Allah hears everything, Allah knows everything, Allah gives us everything.
- NO ONE IS LIKE ALLAH (لا اله الا الله)
- All has the most beautiful names and greatest name is Allah.
- It is mentioned more than 2000 times in the Quran.
- Many of the dhikr have the name 'Allah'. For example,
الحمد لله ، سبحان الله ، الله أكبر ، لا اله الا الله ، لا حول ولا قوة الا بالله ، جزاك الله خير

Action (عمل)

- We should love Allah and do what He tells us.
- If we want anything then we should ask Allah.
- Always remember Allah. The best dhikr is (لا اله الا الله)

العليم

Al 'Aleem – The All-Knowing

Knowledge (علم)

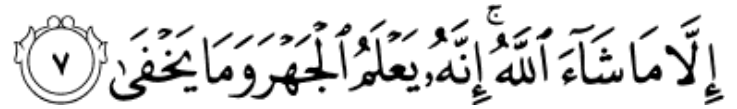
- Do you know what will happen to you tomorrow? No. Who knows? (الله العليم)
- (الله العليم) knows everything that happened before and everything that will happen. He knew everything before it even happens. He knows when a leaf falls from the tree, He knows what you're doing, what your mommy is doing. He knows what everyone is doing, even the animals and the tiny ants.
- Anything hidden to us is known to Allah. Do you know what's happening inside your body? No. But Who knows? (الله العليم)
- (الله العليم) knows what you're thinking and what you're feeling, even if you don't say it. Do we know what other people are thinking? No.

Action (عمل)

- We should do what's good and not lie because (الله العليم) knows everything.
- We shouldn't say things without knowing if it's real or not. For example, can you say 'I think she has a blue pencil inside her backpack though you didn't see what's inside?' No.
- We should learn and know more about Allah and the Quran.

Taddabur (التدبر)

So what do we learn from the ayah?



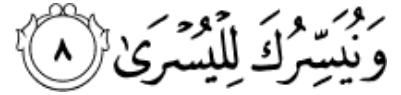
- Sometimes we can forget things, but Who will never forget anything?
(الله العليم)
- There are many things we don't know about. Only Allah knows what's open and hidden.

Note to Teacher: Emphasize 'Belief in Allah' is one of the Six Pillars of Iman.

How do we act on the ayah?

- It's ok to forget. Don't be angry at someone if they forget.
- There are things which are hidden to us so we can't say 'this is what it is'. For example if someone knocks the door, can you say 'I know who it is' without seeing? No.

Tafsir (التفسير)



Word	Meaning
وَيَسِّرْكَ لِلْيُسْرَى	<p>Make easy for you</p> <p>To what's easy</p> <p>Notice both of these words sounds very similar, they both mean easy.</p>

Taddabur (التدبر)

So what do we learn from the ayah?

- Only Allah can make good things easy for us, don't think you can do it or your parents. Who made it easy for you to come here? Allah. Who made it easy for you to learn and write? Allah.
- Why did Allah make us? To worship Him and make Him One in everything. When we do this, how will our life be? Easy. Why? Because we're doing what we're supposed to do.

How do we act on the ayah?

- Ask Allah to make everything easy for you. No one likes hard things.
- Worship Allah alone and Allah will make everything easy.

Tafsir (التفسير)

فَذَكِّرْ إِن نَّفَعَتِ الذِّكْرَىٰ ١

Word	Meaning
فَذَكِّرْ	Remind
نَّفَعَتِ	Benefits
الذِّكْرَىٰ	The Reminder
	Notice both of these words sound very similar. They both mean remind.

Taddabur (التدبر)

So what do we learn from the ayah?

- We need to be reminded, why? Because we can forget. What is the most important thing we need to be reminded about? (لا اله الا الله)
- We need to be reminded that Allah is One, He is so great, He is so kind, He knows, sees and hears everything. There is no one like Him, so we love Him, hope and fear him and do what He tells us.

How do we act on the ayah?

- It's ok for someone to remind us because we can forget.
- It's important when reminding someone to say it in a good way, not mean way.

Word

Meaning

سَيِّذُكُمْ

Take the reminder

Notice again we have a similar word. This is the third time in the Surah where the word is similar. All about reminding. Anything being repeated in the Surah means it's important. We always needs to be reminded Allah is Al 'Ala, He is The Most High; this is tawheed.

يَّخْشَىٰ

Fear with knowledge.

What does this mean? It's not about being afraid of snakes or lions. But being afraid when you know something.

Taddabur (التدبر)


So what do we learn from the ayah?

- Those who will take the reminders and pay attention are the ones who fear and believe in Allah. Imagine if someone doesn't know Allah sees everything, will he steal and think it's ok? Yes. But the one who knows Allah sees everything, will he steal? No

How do we act on the ayah?

- When you know Allah is The Most High and He knows everything, how will you feel? Afraid to do bad things, so what will do you? Do good things.

Tafsir (التفسير)



Word	Meaning
وَيَتَجَنَّبُهَا	Avoid
الْأَشْقَى	Unhappy, opposite of a happy person

Taddabur (التدبر)

So what do we learn from the ayah?

- Who will avoid and turn away from the reminders? The one who doesn't want what's good for him. Who will take the reminders? Those who believe and know about Allah.
- When we take the reminders then we will be happy because we're doing what's right. What makes us unhappy? Doing what's wrong.

How do we act on the ayah?

- When someone reminds you about Allah, don't turn away because they want what's good for you. Say 'Jazaki Allah khair', don't say 'I don't want to hear it'.

Tafsir (التفسير)

الَّذِي يَصَلِّي النَّارَ الْكُبْرَى ۝١٢

Word	Meaning
النَّارَ	Fire
الْكُبْرَى	Big

Taddabur (التدبر)

So what do we learn from the ayah?

- The one who doesn't believe in Allah and doesn't listen to Him and always turning away and doing bad, will he have a good end? No.

Note to Teacher: Emphasize 'Belief in the Last Day' is one of the Six Pillars of Iman.

- Allah told us after we die, He will bring us back to life and there will be a Day of Judgement, when everyone will be asked about what they did. Allah told us there will be two places: Jannah and Naar. We want to go to Jannah, we don't want to go to the naar.

How do we act on the ayah?

- Ask Allah, 'O Allah take me to Jannah, O Allah protect me from the naar'

Tafsir (التفسير)

ثُمَّ لَا يَمُوتُ فِيهَا وَلَا يَحْيَىٰ ۚ ۱۳

Word	Meaning
يَمُوتُ	Die
يَحْيَىٰ	Live
	To die and to live and opposites. All of us will die except Allah. Allah is always living, never dies.

Taddabur (التدبر)

So what do we learn from the ayah?

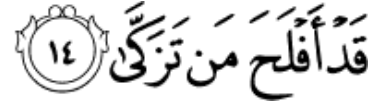
- We will die in this life, but the next life there will be no death. We will live forever.

Note to Teacher: Emphasize 'Belief in the Last Day' is one of the Six Pillars of Iman.

How do we act on the ayah?

- Go to Allah for everything because He never dies. People go but Allah is always there.

Tafsir (التفسير)



Word	Meaning
أَفْلَحَ	Pass. Like doing a test and getting a good mark.
تَزَكَّى	Always trying to do good. And if he makes a mistake, he goes back to Allah and asks for forgiveness. And Allah forgives. Like saying sorry.

Taddabur (التدبر)

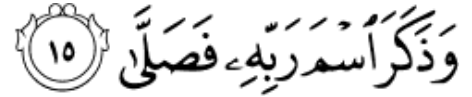
So what do we learn from the ayah?

- The one who will pass and ‘get a good mark’ is the one always trying to have a good heart and do good things for Allah.

How do we act on the ayah?

- Ask Allah to help you to do good and if you make a mistake, it’s ok, ask Allah for forgiveness and change next time.

Tafsir (التفسير)



Word	Meaning
وَذَكَرْ	Remember How many times is this word repeated now? Four times, subhan Allah.
أَسْمَ	Name How many times is this word repeated? Two times. Who can tell me when was the first time? First ayah.
رَبِّهِ	His Rabb. How many times is this word repeated? Two times. Who can tell me when was the first time? First ayah. Note to Teacher: Remind students of Allah Ar Rabb.
فَصَلِّ	Pray

Taddabur (التدبر)

So what do we learn from the ayah?

- When you clean your heart, what will happen to your tongue? You will remember your Rabb. When you clean your heart, what will happen to your body? You will pray. So it all begins with the heart and making it clean and good.

How do we act on the ayah?

- Always remember Allah we you eat, drink, leave the house, enter the house, before going into the bathroom, after coming out.

Note to Teacher: Tell students of the above mentioned adhkaar. Can hand out adkaar for kids book.

Tafsir (التفسير)

بَلْ تُؤْثِرُونَ الْحَيَاةَ الدُّنْيَا ﴿١٦﴾

Word	Meaning
الْحَيَاةَ الدُّنْيَا	Life Duniya, this world

Taddabur (التدبر)

So what do we learn from the ayah?

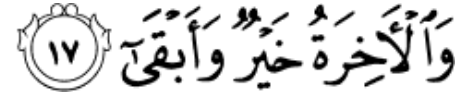
Note to Teacher: Remind students of 'Belief in the Last Day' as part of the Six Pillars of Iman.

- Allah told us we will have two lives, one in this life and the other is the next life. Which one is better, to be here or in Jannah? Jannah.
- So we should work and do things for the next life.

How do we act on the ayah?

- When you do something good like praying or Quran or remembering Allah, do you do it for the people or your parents, or do you do it for Allah? For Allah.

Tafsir (التفسير)



Word	Meaning
وَالْآخِرَةُ	Next life
خَيْرٌ	Better and good

Taddabur (التدبر)

So what do we learn from the ayah?

Note to Teacher: Remind students of 'Belief in the Last Day' as part of the Six Pillars of Iman.

- There is the duniya which is this life and the akhira which is the next life. Which one is better? The akhira. Why? Because the duniya will end and it will go away. What will always be good and last forever? Jannah in the akhira.
- In Jannah no one will be tired or sick or sad or cry. Everyone will be happy and enjoying and eating and drinking whatever they want. They will have beautiful palaces and clothes. Everything they want is there.

How do we act on the ayah?

- Work for the akhira and ask Allah to go to Jannah.
- If you don't get something in this life, it's ok. For example if you don't get a toy, it's ok, because in Jannah you can have everything.

Tafsir (التفسير)

إِنَّ هَذَا فِي الصُّحُفِ الْأُولَى

Word	Meaning
الصُّحُفِ	Pages
الْأُولَى	First, before

Taddabur (التدبر)

So what do we learn from the ayah?

Note to Teacher: Remind students of 'Belief in the Books' as part of the Six Pillars of Iman.

- Allah sent down books from before to remind the people to worship Him alone and work for the akhirah in order to go to Jannah. What is the book we follow? The Quran.

How do we act on the ayah?

- Follow what the Quran says. Read, listen, learn and memorize the Quran. Alhamdulillah we are doing this.

Word

Meaning

صُفِّ

Pages

Notice this is being repeated a second time. Can you remind me which other words were repeated in the surah?

Note to Teacher: Remind students of 'Belief in the Messengers' as part of the Six Pillars of Iman.

إِبْرَاهِيمَ وَمُوسَى


Ibrahim (عليه السلام) and Musa (عليه السلام)

Ibrahim (عليه السلام) is father of the Prophets, tell of being thrown into the fire but Allah didn't allow the fire to burn him. He built the Ka'aba together with his son Ismael.

Musa (عليه السلام) being thrown into the sea as a baby, but Allah brought him back to his mother. He had a stick which can turn into a snake by Allah's permission. Allah saved him and his people from Firaoun by splitting the sea.

Taddabur (التدبر)

So what do we learn from the ayah?



- Allah sent the messengers with the same message ‘believe in One Allah and believe you will return back to Him and there will be a Jannah or Naar’.

How do we act on the ayah?

- Take the reminders, do everything for Allah.
- Remember there is a next life, ask Allah to take you to Jannah.



Lessons - Quran

– الدروس
القرآن

Quran Recitation (تلاوة) – Tajweed (تجويد) –
Memorization (حفظ)

Day 1: Sunday

Lesson: Surah Al ‘Ala (سورة الأعلى) – Ayat 1 to 3



Homework:

- Memorize the ayat learned
- Teach someone one ayah you learned and tell me about it tomorrow

Quran Recitation (تلاوة) – Tajweed (تجويد) – Memorization (حفظ)

Day 3: Tuesday

Lesson: Surah Al 'Ala (سورة الأعلى) – Ayat 8 to 11

The diagram shows a line of Arabic text from Surah Al 'Ala, Ayat 8 to 11. The text is: وَيَسِّرْكَ لِلْيُسْرَىٰ ۙ فَذَكَرْ ۙ إِنَّ نَفْعَ الذِّكْرِ ۙ سَيَذُكَّرُ ۙ مَنْ يَخْشَىٰ ۙ وَيَجْنِبُهَا الْأَشْفَىٰ ۙ. The text is written in a stylized font with diacritics. Three callout boxes point to specific parts of the text: 1. A box labeled 'Ghunna (غنة) 2 counts' points to the 'Alif' in 'فَذَكَرْ'. 2. A box labeled 'Idgham with Ghunna (ادغام بغنة) 2 counts' points to the 'Alif' in 'مَنْ يَخْشَىٰ'. 3. A box labeled 'Ghunna (غنة) 2 counts' points to the 'Alif' in 'وَيَجْنِبُهَا الْأَشْفَىٰ'.

Homework:

- Memorize the ayat learned
- Teach someone one ayah you learned and tell me about it tomorrow

Quran Recitation (تلاوة) – Tajweed (تجويد) –
Memorization (حفظ)

Day 5: Thursday

Lesson: Surah Al 'Ala (سورة الأعلى) – Ayat 16 to 19

Ghunna
(غنة) 2
counts

Idgham with
Ghunna
(ادغام بغنة)
2 counts



Homework:

- Memorize the ayat learned
- Teach someone one ayah you learned and tell me about it tomorrow

تم بحمد الله



مركز السلام الإسلامي

AL SALAM ISLAMIC CENTER